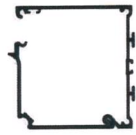


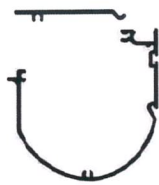
CT55 L 63 x H 60



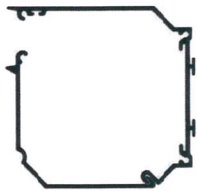
C63 L 61 x H 66



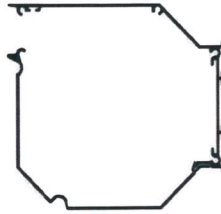
CT 76 L 76 x H 81



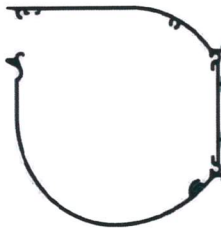
C83 L 81 x H 89



C103 L 104 x H 116



CT103 L 107 x H 117



Ø30
Cordon / ressort
Chânette
Treuil



Ø35
Treuil



Ø42
Treuil



Ø43/47
Moteur



Ø53/57
Moteur



Ø78
Moteur



SUPPORTS



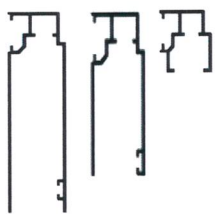
CT55 - CT76



C63 - C83



C103 - CT103



G25

L 25 x H 23.5

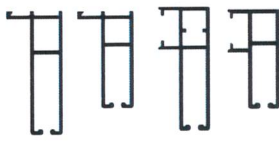
G50

L 50 x H 23.5

G80

L 80 x H 23.5

COULISSES ANCIENNE GENERATION



GAF39

L 39 x H 21

GAF49

L 49 x H 21

G39

L 39 x H 23

G49

L 49 x H 23

BARRES DE CHARGE



FR23

L 19 x H 23



FP33

L 8 x H 33



FG42

L 12 x H 42



Renfort



GALVA

Ø 18

